



# Ward 15 in a nutshell

STELLENBOSCH  
STELLENBOSCH • PNIEL • FRANSCHHOEK

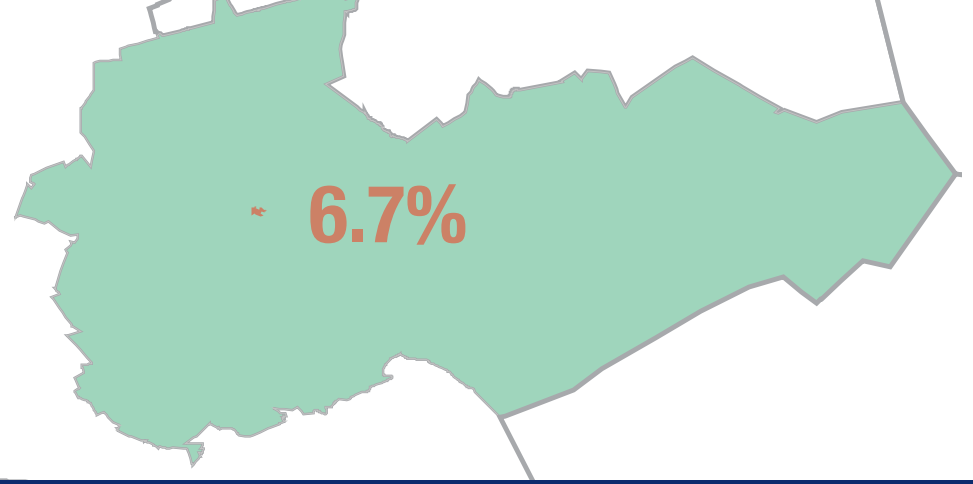
MUNICIPALITY • UMASIPALA • MUNISIPALITEIT



## Size

Ward 15 in comparison to the Stellenbosch population:

(10 402 of 155 733 or 6.7%)




## Demographics

### Stellenbosch

0 to 14 year olds = 22.8%  
15 to 64 year olds<sup>1</sup> = 72.3%  
65 years+ = 4.9%

<sup>1</sup>Working age population



Coloured = 52.2%



Black Africans = 28.1%



White = 18.5%



Indian/Asian = 0.4%

### Ward 15

0 to 14 year olds = 27.6%  
15 to 64 year olds<sup>1</sup> = 71.3%  
65 years+ = 1.1%

<sup>1</sup>Working age population



Coloured = 6.2%



Black Africans = 92.8%



White = 0.2%




Indian/Asian = 0.1%

## Employment


### Stellenbosch

Employed = 84.8%  
Unemployed = 5.2%



### Ward 15

Employed = 69.3%  
Unemployed = 30.7%



## Monthly income

### Stellenbosch

R1 601 – R3 200 = 24.4%  
R801 – R1 600 = 17.1%  
R3 201 – R6 400 = 12.4%



### Ward 15

R801 – R1 600 = 19.2%  
R1 601 – R3 200 = 31.0%  
R3 201 – R6 400 = 10.2%



## Socio-demography

### Stellenbosch

53.6% No matric  
23.5% Matriculated  
16.3% Higher education



### Ward 15

69.3% No matric  
27.2% Matriculated  
3.3% Higher education



## Type of dwelling

### Stellenbosch

57.3% House or brick/concrete structure  
17.3% Informal dwelling/shack in informal/squatter settlement  
10.1% Flat or apartment



### Ward 15

14.1% House or brick/concrete structure  
59.9% Informal dwelling/shack in informal/squatter settlement



## Access to services

### Stellenbosch

**Heating source**  
67.5% Electricity  
13.9% No heating source  
9.6% Paraffin

**Lighting source**  
92.9% Electricity

**Water source**  
82.7% Regional/local water scheme  
7.8% Borehole

**Toilets**  
91.0% Flush toilets connected to sewerage system or septic tank

**Refuse removal**  
87.0% Local authority/private company at least once a week  
4.7% Own refuse damp

### Ward 15

**Heating source**  
51.9% Electricity  
18.0% No heating source  
30.2% Paraffin

**Lighting source**  
99.8% Electricity

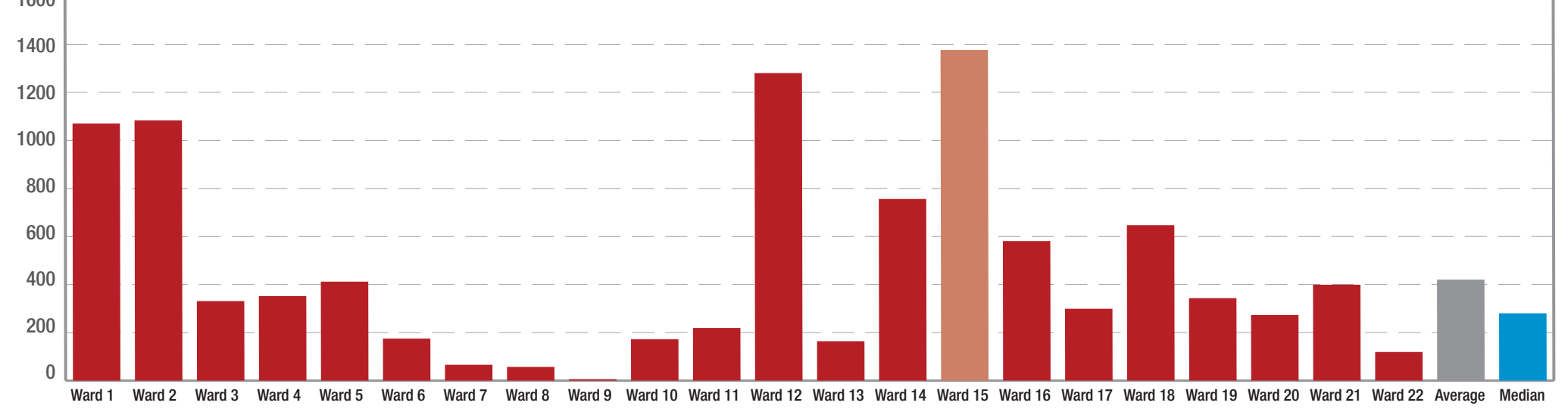
**Water source**  
100% Regional/local water scheme

**Toilets**  
97.3% Flush toilets connected to sewerage system

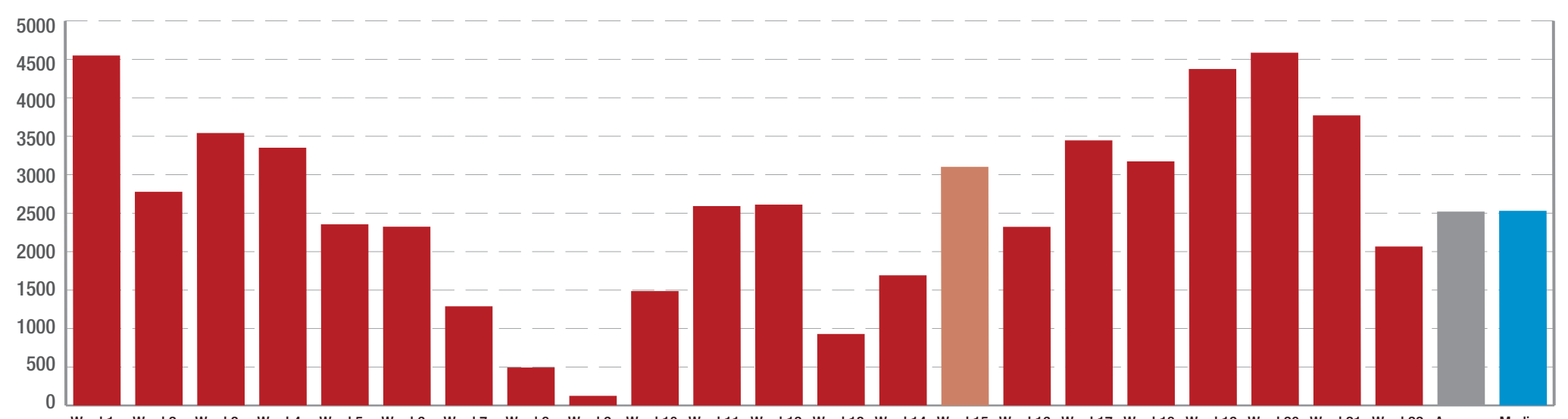
**Refuse removal**  
98.0% Local authority/private company at least once a week

## How does Ward 15 compare to other Wards?

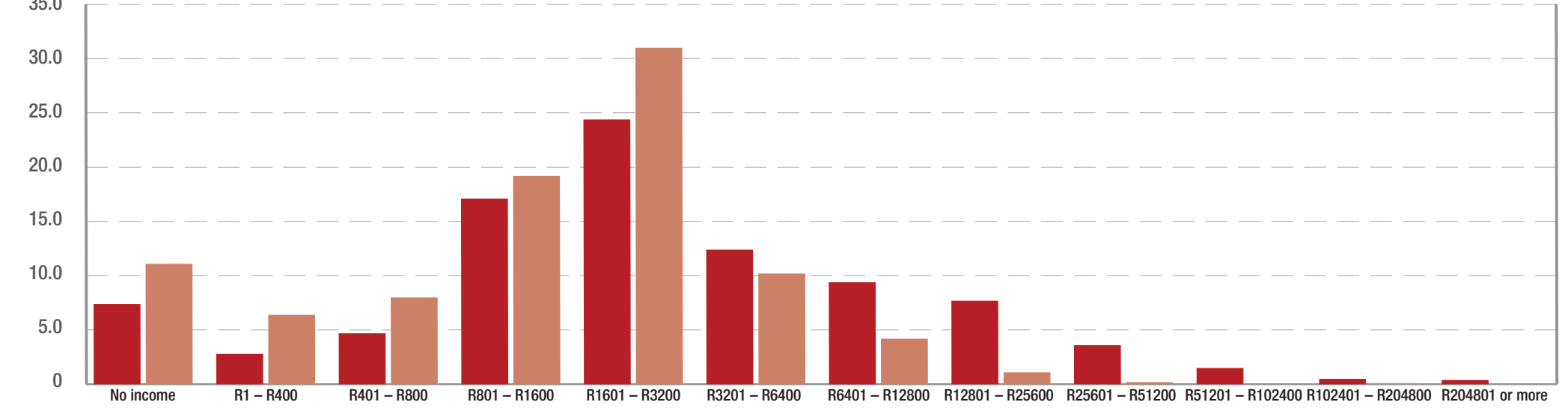
### Unemployment by ward



### Employment by ward



### Personal monthly income (% of employed)



### Highest level of education attained (% of 20 years and older)

